

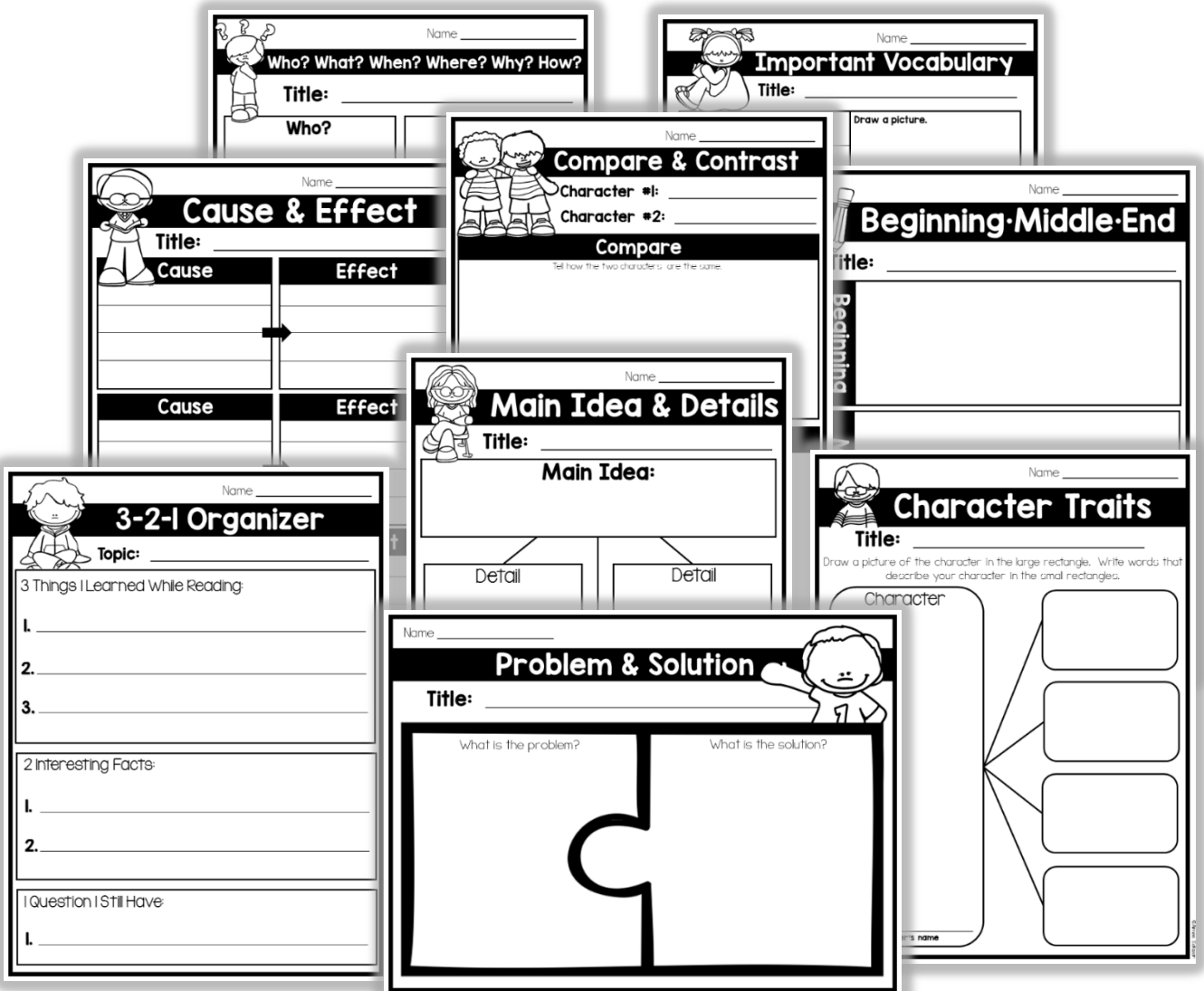
Thank you for your purchase!

I always seem to be on the lookout for graphic organizers with a clean and simple layout. Well, the hunt is over! I created this set of organizers for use with any text or topic. I've included two versions of each organizer: one without lines and one with lines.

Simply choose the version that meets the needs of your students.

Please see the end of this file for my terms of use.

Enjoy!



Contents

(organizers without writing lines)

Title	Page
Story Map	6-7
Character Map	8
Character Traits	9
Characters Change	10
Who, What, When, Where, Why, How	11
Beginning, Middle, End	12-13
Somebody-Wanted- But-So-Then	14
Story Sequencing	15-16
Problem & Solution	17-18
Cause & Effect	19-20
Making Inferences	21
Making Connections	22-23

Title	Page
Making Predictions	24
Important Vocabulary	25-26
Main Idea & Details	27-28
Author's Purpose	29-30
Compare & Contrast	31-34
Fact & Opinion	35
KWL Chart	36
Fact Organizer	37-38
Can-Have-Are	39
Have-Are-Need	40
3-2-1 Organizer	41
Text Features	42-43

Contents

(organizers with writing lines)

Title	Page
Story Map	45-46
Character Map	47
Character Traits	48
Characters Change	49
Who, What, When, Where, Why, How	50
Beginning, Middle, End	51-52
Somebody-Wanted- But-So-Then	53
Story Sequencing	54-55
Problem & Solution	56-57
Cause & Effect	58-59
Making Inferences	60
Making Connections	61-62

Title	Page
Making Predictions	63
Important Vocabulary	64-65
Main Idea & Details	66-67
Author's Purpose	68-69
Compare & Contrast	70-73
Fact & Opinion	74
KWL Chart	75
Fact Organizer	76-77
Can-Have-Are	78
Have-Are-Need	79
3-2-1 Organizer	80
Text Features	81-82

Organizers without Lines



Name _____

My Story Map



Title: _____

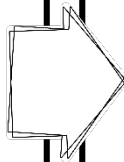
Characters

Setting

Important Events

Conflict

Resolution



Name _____

My Story Map



Title: _____

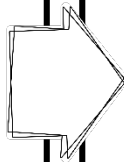
Characters

Setting

Important Events

Problem

Solution





Name _____

Character Map

Title: _____

Words that Describe the Character on the Outside:

Words that Describe the Character on the Inside:


Character

_____ **character's name**

What happens to the character?

How does the character feel?

Name _____



Character Traits


Title: _____

Draw a picture of the character in the large rectangle. Write words that describe your character in the small rectangles.

Character

character's name

Name _____



Characters Can Change

Character: _____

What character traits describe your character at the beginning of the story?

What events in the story caused the character to change?

What character traits describe your character at the end of the story?



Name _____

Who? What? When? Where? Why? How?

Title: _____

Who?

What?

When?

Where?

Why?

How?

Name _____



Beginning·Middle·End

Title: _____

Beginning

Blank writing area for the beginning of the story.

Middle

Blank writing area for the middle of the story.

End

Blank writing area for the end of the story.

Name _____

Beginning·Middle·End



Title: _____

Beginning

Middle


End

Blank writing area for the Beginning section.

Blank writing area for the Middle section.

Blank writing area for the End section.

Name _____



Somebody·Wanted·But·So·Then

Title: _____

Somebody

Wanted

But

So

Then



Name _____

Story Sequencing

Title: _____

First

Next

Then

Last





Name _____

Story Sequencing

Title: _____

First

Next


Then

After that

Last

Name _____

Problem & Solution



Title: _____

What is the problem?


What is the solution?

Blank space for writing the problem.

Blank space for writing the solution.

Name _____

Problem & Solution




Title: _____

What is the problem?

What is the solution?

A large, empty rectangular box with a thick black border, intended for writing the problem and solution.



Name _____

Cause & Effect

Title: _____

Cause

Effect



Cause


Effect



Cause

Effect





Name _____

Cause & Effect


Title: _____

Cause


Illustrate the cause in this space. Write about the cause below your illustration.

Effect

Illustrate the effect in this space. Write about the effect below your illustration.



Name _____




Making Inferences

Title: _____

The text says...

I already know...



My Inference:



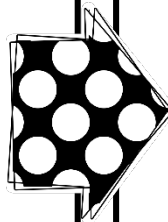
Name _____

Making Connections

Title: _____


The text says...

This reminds me of...



Name _____

Making Connections



Title: _____

Text to Self

This reminds me of when I...

Text to Text

This reminds me of when I read...

Text to World

This makes me think about...

Name _____



Making Predictions

Title: _____

Clues These are ideas and information that come from the text.	Prediction What do you think will happen?	Confirmation What happened? Was your prediction correct?
		<input type="checkbox"/> correct <input type="checkbox"/> incorrect
		<input type="checkbox"/> correct <input type="checkbox"/> incorrect
		<input type="checkbox"/> correct <input type="checkbox"/> incorrect



Name _____

Important Vocabulary

Title: _____

Word	Definition	Illustration



Name _____

Important Vocabulary

Title: _____

Definition:

Draw a picture.

Word:


Use it in a sentence.

Definition:

Draw a picture.

Word:

Use it in a sentence.



Name _____

Main Idea & Details


Title: _____

Main Idea:

Detail

Detail

Detail



Name _____

Main Idea & Details

Title: _____

Main Idea:

Detail

Detail

Detail



Name _____

Author's Purpose

Title: _____

The author's purpose is to:

persuade

inform

entertain

I know this because:

Evidence

Evidence



Name _____

Author's Purpose

Title: _____

The author's purpose is to:

persuade

inform

entertain

I know this because:

--	--	--

Evidence


--	--	--

Evidence

--	--	--

Evidence

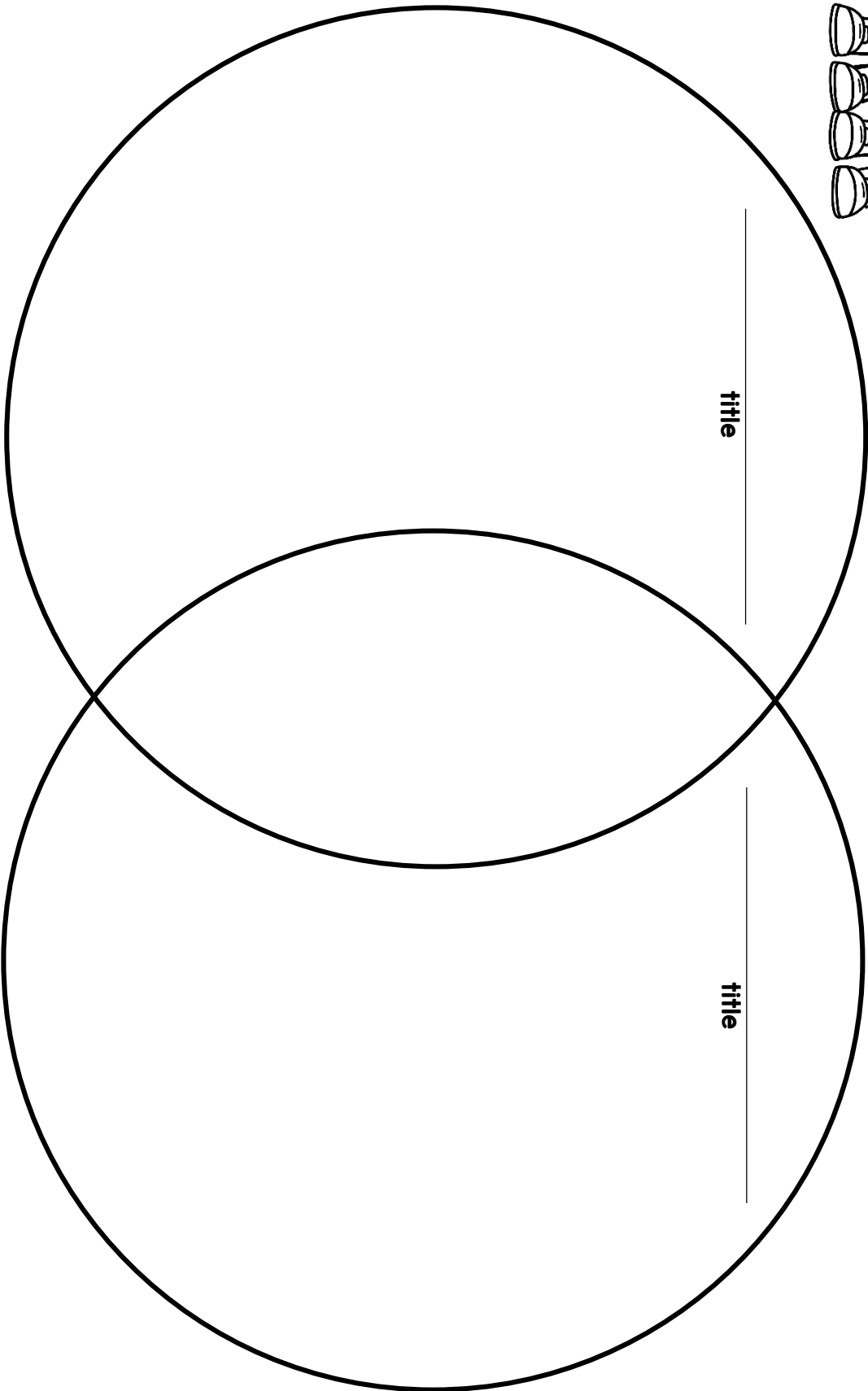
Name _____




Compare & Contrast

title _____

title _____



Name _____




Compare & Contrast

character

character

Name _____



Compare & Contrast

Title #1: _____

Title #2: _____


Compare

Tell how the two stories or texts are the same.

Contrast

Tell how the two stories or texts are different.

Name _____



Compare & Contrast

Character #1: _____


Character #2: _____

Compare

Tell how the two characters are the same.

Contrast

Tell how the two characters are different.



Name _____

Fact & Opinion

Title: _____

Fact

Write a fact from the text.

Opinion

Now write that fact as an opinion.




Fact

Write a fact from the text.

Opinion

Now write that fact as an opinion.




Fact

Write a fact from the text.


Opinion

Now write that fact as an opinion.



Name _____

KWL Chart



Topic: _____

K

What I Know

W

What I Want to Know

L

What I Learned



Name _____

Fact Organizer

Topic: _____

1.

2.

3.

Name _____



Fact Organizer

Topic: _____

1.

2.


3.

4.

5.

Name _____

Can•Have•Are



Topic: _____


Can

Have

Are

Name _____

Have•Are•Need



Topic: _____

Have

Are

Need

Name _____



3-2-1 Organizer

Topic: _____

3 Things I Learned:

1.

2.

3.

2 Interesting Facts:


1.

2.

1 Question I Still Have:

1.

Name _____




Text Features

Title: _____

Record the types of text features found in your book.

Feature	Page	How is it helpful?



Name _____

Text Features

Title: _____

Feature	Page	How is it helpful?
Table of Contents		
Heading		
Photograph		
Caption		
Label		
Map		
Index		
Glossary		

Organizers with Lines



Name _____

My Story Map



Title: _____

Characters

Setting

Important Events

Conflict

Resolution



Name _____

My Story Map



Title: _____

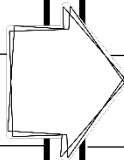
Characters

Setting

Important Events

Problem

Solution





Name _____

Character Map

Title: _____

Words that Describe the Character on the Outside:

Words that Describe the Character on the Inside:

Character

_____ **character's name**

What happens to the character?

How does the character feel?

Name _____



Character Traits


Title: _____

Draw a picture of the character in the large rectangle. Write words that describe your character in the small rectangles.

Character

character's name

Name _____



Characters Can Change

Character: _____

What character traits describe your character at the beginning of the story?

What events in the story caused the character to change?



Name _____

Who? What? When? Where? Why? How?

Title: _____

Who?

What?

When?

Where?

Why?

How?

Name _____



Beginning·Middle·End

Title: _____

Beginning

Middle

End

Name _____

Beginning·Middle·End




Title: _____

Beginning

Middle

End

Name _____



Somebody·Wanted·But·So·Then

Title: _____

Somebody

Wanted

But

So

Then



Name _____

Story Sequencing

Title: _____


First _____

Next _____

Then _____

Last _____





Name _____

Story Sequencing

Title: _____

First _____

Next _____

Then _____


After that _____

Last _____



Name _____


Problem & Solution



Title: _____

What is the problem?

What is the solution?



Name _____

Cause & Effect

Title: _____

Cause



Effect

Cause




Effect

Cause



Effect

Name _____



Cause & Effect


Title: _____


Cause

Illustrate the cause in this space. Write about the cause on the lines below.

Effect

Illustrate the effect in this space. Write about the effect on the lines below.






Name _____

Making Inferences

Title: _____

The text says...

I already know...



My Inference:



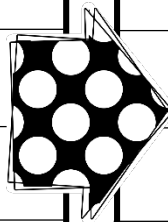
Name _____

Making Connections

Title: _____

The text says...

This reminds me of...




Draw a picture in this space.

Draw a picture in this space.

Name _____

Making Connections



Title: _____

Text to Self

This reminds me of when I...

Text to Text

This reminds me of when I read...

Text to World

This makes me think about...

Name _____



Making Predictions

Title: _____

Clues These are ideas and information that come from the text.	Prediction What do you think will happen?	Confirmation What happened? Was your prediction correct?
<hr/> <hr/> <hr/> <hr/>	<hr/> <hr/> <hr/> <hr/>	<hr/> <hr/> <hr/> <hr/> <input type="checkbox"/> correct <input type="checkbox"/> incorrect
<hr/> <hr/> <hr/> <hr/>	<hr/> <hr/> <hr/> <hr/>	<hr/> <hr/> <hr/> <hr/> <input type="checkbox"/> correct <input type="checkbox"/> incorrect
<hr/> <hr/> <hr/> <hr/>	<hr/> <hr/> <hr/> <hr/>	<hr/> <hr/> <hr/> <hr/> <input type="checkbox"/> correct <input type="checkbox"/> incorrect



Name _____

Important Vocabulary

Title: _____

Word	Definition	Illustration



Name _____

Important Vocabulary

Title: _____

Definition:

Draw a picture.

Word:

Use it in a sentence.

Definition:

Draw a picture.

Word:

Use it in a sentence.



Name _____

Main Idea & Details


Title: _____

Main Idea:

Detail

Detail

Detail



Name _____

Main Idea & Details

Title: _____

Main Idea:

Illustrate the main idea below. Write about the main idea on the lines.

Detail

Detail

Detail



Name _____

Author's Purpose

Title: _____

The author's purpose is to:

persuade

inform


entertain

I know this because:

Evidence

Evidence

Name _____




Compare & Contrast

title _____

title _____

A large Venn diagram consisting of two overlapping circles. Each circle is filled with horizontal lines for writing. The overlapping area in the center is also filled with horizontal lines. The circles are positioned horizontally across the page.


Name _____



Compare & Contrast

character _____

character _____



Name _____

Compare & Contrast

Title #1: _____

Title #2: _____


Compare

Tell how the two stories or texts are the same.

Contrast

Tell how the two stories or texts are different.

Name _____



Compare & Contrast

Character #1: _____


Character #2: _____

Compare

Tell how the two characters are the same.

Contrast

Tell how the two characters are different.



Name _____

Fact & Opinion

Title: _____

Fact

Write a fact from the text.

Opinion

Now write that fact as an opinion.

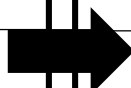


Fact

Write a fact from the text.

Opinion

Now write that fact as an opinion.



Fact

Write a fact from the text.


Opinion

Now write that fact as an opinion.



Name _____

KWL Chart



Topic: _____

K

What I Know

W

What I Want to Know

L

What I Learned



Name _____

Fact Organizer

Topic: _____

1.

2.

3.

Name _____



Fact Organizer

Topic: _____

1.

2.


3.

4.

5.

Name _____

Can•Have•Are



Topic: _____


Can

Have

Are

Name _____

Have•Are•Need



Topic: _____

Have

Are

Need



Name _____

3-2-1 Organizer

Topic: _____

3 Things I Learned:

1. _____

2. _____

3. _____

2 Interesting Facts:


1. _____

2. _____

1 Question I Still Have:

1. _____

Name _____




Text Features

Title: _____

Record the types of text features found in your book.

Feature	Page	How is it helpful?
_____	_____	_____ _____ _____
_____	_____	_____ _____ _____
_____	_____	_____ _____ _____
_____	_____	_____ _____ _____
_____	_____	_____ _____ _____
_____	_____	_____ _____ _____

Name _____



Text Features

Title: _____

Feature	Page	How is it helpful?
Table of Contents	_____	_____ _____ _____
Heading	_____	_____ _____ _____
Photograph	_____	_____ _____ _____
Caption	_____	_____ _____ _____
Label	_____	_____ _____ _____
Map	_____	_____ _____ _____
Index	_____	_____ _____ _____
Glossary	_____	_____ _____ _____

Thank you for your purchase

Credits

A Note From the Seller

Thank you for your purchase! I am so glad you took the time to visit my store and purchase this product. I hope this product meets your expectations and I welcome your feedback on it. Please contact me via email at primarilyspeaking@gmail.com with any questions. Stay up to date on my latest products and classroom ideas by following my blog, TpT Store, and more!

[My Blog: Primarily Speaking](#)
[My TpT Store](#)
[My Instagram](#)

Aimee 

Terms of Use

The original purchaser/recipient of this document is hereby granted permission to reproduce this document specifically for teaching purposes in a SINGLE classroom. If you are NOT the original purchaser, please purchase/download the item from my Teachers Pay Teachers store before making any copies. Redistributing, editing, selling, or posting this item in any part thereof on the Internet is strictly forbidden without first gaining written permission from the author. Violations are subject to the penalties of the Digital Millennium Copyright Act. Please contact me at primarilyspeaking@gmail.com if you wish to be granted special permission, or if you have a question about the usage of this product.

YOU CAN

- Use this item for personal use.
- Reproduce and use this item in your classroom and/or with your students.
- Purchase unlimited licenses for others to use at 50% off the original price.
- Review this item online provided you include a link back to my online store.

YOU CANNOT

- Give this item away.
- Reproduce this item or any part thereof for use by others.
- Copy or modify any part of this item to offer others for free or for sale.
- Post this item or any portion of this item online, including a personal, classroom, or district website.

